

GENERAL LOCK

— GRADE 1 — CYLINDRICAL LEVER LOCKSETS

INDEX:

Grade 1 Cylindrical Lever Locksets

Applications	Aa:1
Standard Features	Aa:1
Functions	Aa:1

How to Order - Nomenclature.....Aa:2

Grade 1 Cylindrical Components

Components	Aa:3
Strikes.....	Aa:3

TERMS AND CONDITIONS:

Copyright: © 2011 General Lock LLC. All text, graphics, photographs, and any selection, coordination, and arrangement of such materials contained herein is copyrighted and owned by General Lock. No material from this catalog may be copied, reproduced, republished, uploaded, posted, transmitted, or distributed in any way unless permission has been expressly granted by General Lock and any reproduction of this catalog, in whole or in part, and/or any information or materials contained in it is prohibited without the express authorization of General Lock. General Lock is a trademark or registered trademark of General Lock. ANY MATERIALS OR INFORMATION PROVIDED BY GENERAL LOCK IN THIS CATALOG IS PROVIDED "AS IS" WITHOUT WARRANTY OF ANY KIND, EITHER EXPRESSED OR IMPLIED, INCLUDING, BUT NOT LIMITED TO, THE IMPLIED WARRANTIES OF MERCHANTABILITY, FITNESS FOR A PARTICULAR PURPOSE, OR NON-INFRINGEMENT. GENERAL LOCK ASSUMES NO RESPONSIBILITY FOR ERRORS OR OMISSIONS IN THIS CATALOG, OR OTHER PUBLICATION OR OTHER DOCUMENTS, WHICH ARE REFERENCED BY THIS PUBLICATION.

All other brand names or product names, including Arrow, Best, Corbin-Russwin, Falcon, Kwikset, KSP, Sargent, Schlage, Weiser, and Yale, referenced herein are trademarks, registered trademarks, service marks, or trade names of the respective manufacturers of such products and are owned by their respective holders.

General Lock reserves the right to make changes in designs and specifications, to make addition or improvements on its products or to discontinue products without incurring any obligation. General Lock is not responsible for modification, addition or alteration to our products by others. Products may not appear as shown.

General Lock warrants only to Buyer that the products will be free from defects in material and workmanship for a period of 12 months from the date of shipment of the products unless a longer period is specified. This warranty does not cover wear and tear and shall be ineffective and shall not apply to products that have been subjected to misuse or abuse, neglect, accident, damage, or improper installation, or maintenance. Buyer's sole and exclusive remedy under these warranties will be limited to, at General Lock's sole option and expense, refund of the purchase price of, or the repair or replacement for of, the products or parts thereof which General Lock reasonably determines do not conform with these warranties. Buyer will inspect the products upon delivery and will promptly notify General Lock in writing of any defect in the products.

DISCLAIMER OF WARRANTIES: THE FOREGOING WARRANTIES ARE EXCLUSIVE AND IN LIEU OF, AND GENERAL LOCK DISCLAIMS AND BUYER WAIVES, ALL OTHER WARRANTIES OF MERCHANTABILITY, FITNESS FOR A PARTICULAR PURPOSE AND OF ANY OTHER TYPE, WHETHER EXPRESS OR IMPLIED, ARISING BY LAW (STATUTORY OR OTHERWISE) AND WHETHER OR NOT OCCASIONED BY GENERAL LOCK'S NEGLIGENCE.

LIMITATION OF LIABILITY: IN NO EVENT SHALL GENERAL LOCK BE LIABLE FOR ANY SPECIAL, INCIDENTAL, INDIRECT, PUNITIVE, OR CONSEQUENTIAL DAMAGES, INCLUDING ANY DAMAGES OCCASIONED BY GENERAL LOCK'S NEGLIGENCE. IN ADDITION, GENERAL LOCK'S LIABILITY ON ANY CLAIMS FOR DAMAGES OR CLAIMS ARISING OUT OF OR CONNECTED WITH THIS AGREEMENT OR THE SALE, DELIVERY OR USE OF THE PRODUCTS SHALL NOT EXCEED THE PURCHASE PRICE OF THE PRODUCTS AND/OR SERVICES DELIVERED.

Grade 1 Cylindrical Lever Locksets

APPLICATIONS:

Super heavy-duty commercial lockset suitable for interior and exterior doors of schools, universities, medical and office buildings, hotel / motel, public buildings and religious, multi-family, retail, and government facilities.



L170R



L153C

STANDARD FEATURES:

CERTIFICATIONS: ANSI A156.2 Grade 1, UL Listed 3-hr, ADA and title 19 California Fire Marshal.



MECHANISM: Cold-rolled steel chassis housing reversible & non-handed lever available clutched or rigid with separate lever spring mechanism to prevent sagging and droop

DOOR THICKNESS: 1-3/8" to 2"

BACKSET: 2-3/4"

STRIKE: 1-1/4" x 4-7/8", ANSI strike, square corner

LATCH: 2-1/4" x 1-1/8", square corner face plate, 1/2" throw, UL Listed 3-hr

THROUGH-BOLTS: Removeable through-bolts. Electrified Lock has fixed through-bolts (without through-bolts, the lock is not Grade 1 compliant).

CYLINDER: Drilled 6, pinned 6 solid brass cylinder with Schlage C keyway, keyed differently, 2 cut keys

SFIC CORE: Prepped for either 6-pin or 7-pin SFIC core.

TRIM: 3-1/2" rose diameter, "R" style lever, lever return is 3/8" from door

CASE QTY: 6

FUNCTIONS:

ANSI CODE

10 - PASSAGE SET

F75

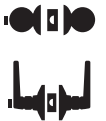
Latch bolt operated by knob/lever, from either side at all times.



40 - PRIVACY LOCK

F76

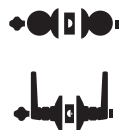
Latch bolt operated by knob/lever from either side. Outside knob/lever is locked by push button or other locking device inside and unlocked by emergency release outside, operating inside knob/lever or closing door.



53 - ENTRANCE LOCK

F109

Dead locking latch bolt operated by knob/lever from either side except when outside knob/lever is locked by the push or turn button inside. Key outside or operating inside knob/lever releases push or turn button unlocking outside knob/lever except when push or turn button has been rotated to keep outside knob/lever locked. Inside push or turn button must be manually operated to unlock outside knob/lever. Inside knob/lever always operates latch bolt.



70 - CLASSROOM LOCK

F84

Dead locking latch bolt operated by knob/lever from either side except when outside knob/lever is locked from outside by key. Inside knob/lever always operative.



80 - STOREROOM LOCK

F86

Dead locking latch bolt operated by key in outside knob/lever, or by operating inside knob/lever. Outside knob/lever is always inoperable.



82 - ASYLUM / INSTITUTIONAL LOCK

F87

Dead locking latch bolt operated by key in levers, from either side. Both levers always inoperable.



95 - CLASSROOM SECURITY LOCK

F110

Dead locking latch bolt operated by lever from either side. Key either inside or outside locks or unlocks outside lever. Inside lever always operates latch bolt.



ELECTRICALLY UNLOCKED

(FAIL SECURE)

Dead locking latch bolt operated by outside lever when outside lever is unlocked by electric current, by key in outside lever, or by operating inside lever



GENERAL LOCK

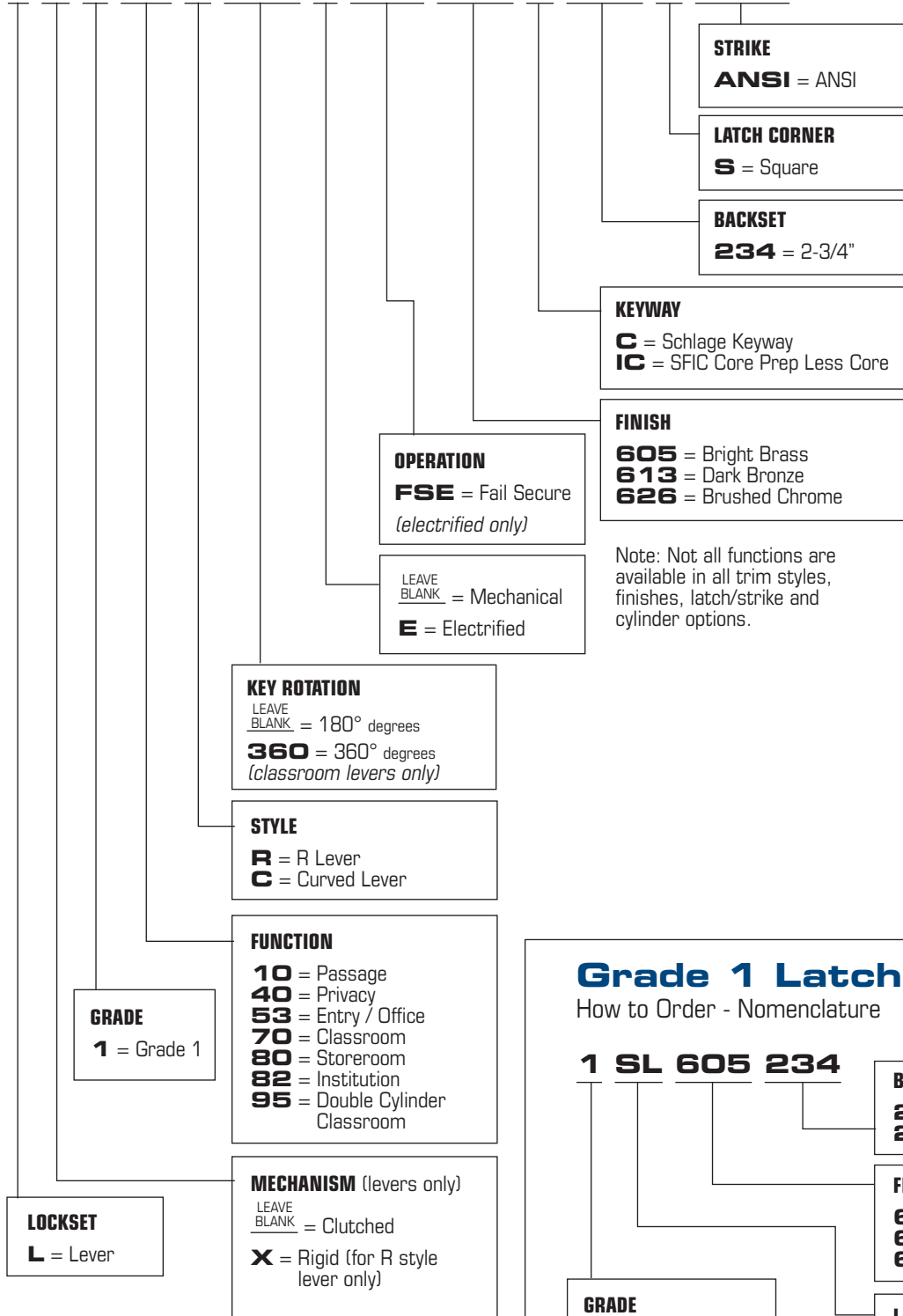
Quality & Value™

— Product Guide 106.0 — Aa:1

Grade 1 Cylindrical Lever Locksets

How to Order - Nomenclature

L X 1 80 R 360 E FSE 626 C 234 S ANSI

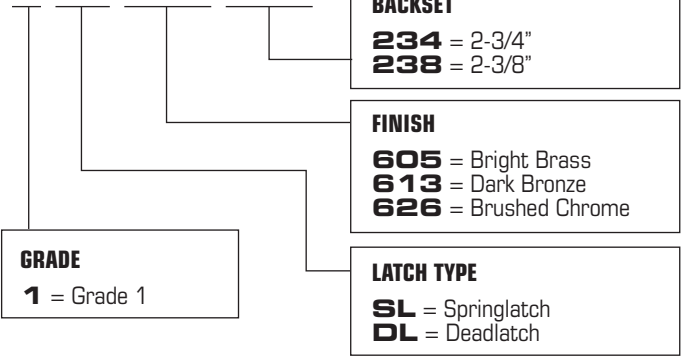


Note: Not all functions are available in all trim styles, finishes, latch/strike and cylinder options.

Grade 1 Latches

How to Order - Nomenclature

1 SL 605 234



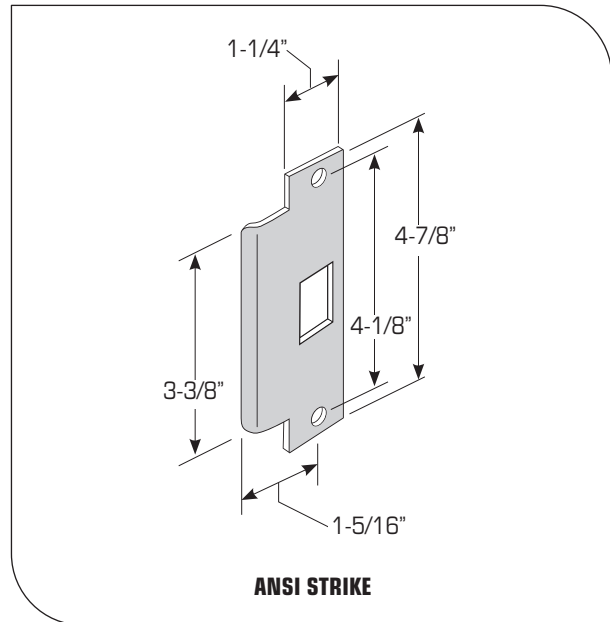
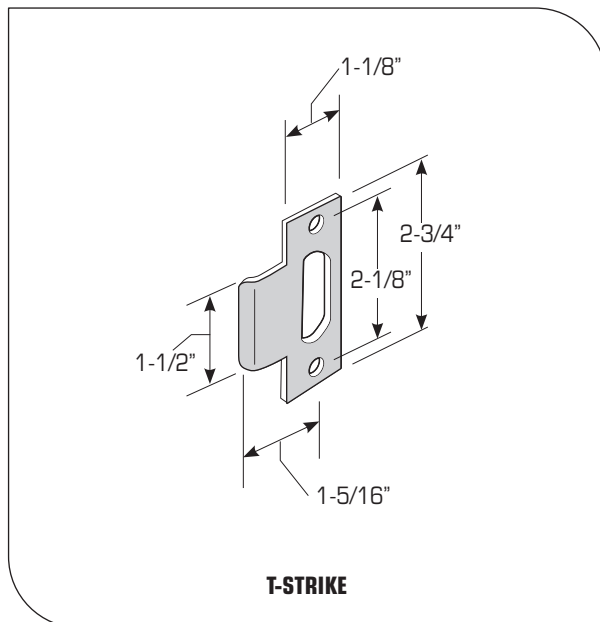
L1 Series Components

COMPONENTS:

Springlatch	UL Listed	Part #	Finish
2-3/4" square-corner springlatch	3 hours	1SL xxx 234 S	Specify
2-3/8" square-corner springlatch	3 hours	1SL xxx 238 S	Specify
Deadlatch	UL Listed	Part #	Finish
2-3/4" square-corner deadlatch	3 hours	1DL xxx 234 S	Specify
2-3/8" square-corner deadlatch	3 hours	1DL xxx 238 S	Specify
Strikes		Part #	Finish
T-Strike, square-corner		TS xxx S	Specify
Extension Link		Part #	
5" deadlatch extension for use with Grade One 2-3/4" backset		1DL Ext Link for 5"	
3-3/4" deadlatch extension for use with Grade One 2-3/8" backset		1DL Ext Link for 3-3/4"	
Screw Packs		Part #	
Screw pack for all grade one levers		L1 SP xxx	
Through Bolts		Part #	
Through bolts for all grade one levers		L1 TB	

STRIKES:

Square-corner ANSI strikes furnished standard with Grade 1 cylindrical levers. Square-corner T-strikes are optional.



GENERAL LOCK

Quality & Value™

— Product Guide 106.0 — Aa:3